

Attachment 4

Investigative Encounters

Part IB

For Sergeants and Lieutenants



Do the Stop Report for:



A Good Stop Report

**DOES THE
TALKING FOR YOU**

Q: When must you complete a Stop Report?

A: When the encounter passes through/ends at Level 3




Request for Information



Common Law Right of Inquiry



Terry Stop



UMOS need guidance on knowing when to do the report...

- They don't want to do the Stop Report because of scrutiny**
- They don't realize that exposes them to greater risk**
- They don't think they need to do a stop because there was an arrest**

Patrol Guide 212-11 requires Supervisors to:

- **Discuss the circumstances of the stop with the officer.**
- **Determine if stops, frisks and searches conducted by their officers were supported by Reasonable Suspicion.**
- **Assess whether the Stop Report fully explains the basis for the stop and the basis for any frisk/search, if conducted.**
- **Take corrective action if a stop, frisk, or search itself was improper, or the paperwork was not filled out correctly.**

CHECK INBOX — REVIEW PROMPTLY & CAREFULLY

FORMS

STOP REPORT GREEN : REQUIRED 50:16

Person Stopped None selected ▾

Sex

Race

Age

Height ft in

Weight lbs

Hair Color

Eye Color

Build

Other (Scars, Tattoos, Outer Garments, Etc.)

Arrest/Summons issued?

Stop Information

Did officer explain reason for stop?

Information card given to person stopped?

Were other persons Stopped/Questioned/Frisked?


Did a Body-Worn Camera (BWC) capture the event in whole or in part?

Actions Taken to Stop and/or Detain Prior to Arrest

Was suspect arrested?

Was Summons issued?

99



STOP REPORT

Basis for Stop/Identification/Suspected Crime

Select...

Factors that Led to Stop

None selected

- Concealing or Possessing a Weapon
- Casing Victim or Location
- Engaging in a Drug Transaction
- Matches a Specific Suspect Description
- Acting as a Lookout
- Proximity to the Scene of a Crime
- Identified Crime Pattern
- Other

Race

Select...

Height

ft

Eye Color

Select...

Build

Select...

Other (Scars, Tattoos, Outer Garments, Etc.)

The Narrative: DETAILS, DETAILS, DETAILS

FORMS

STOP REPORT GREEN : REQUIRED 39:54

Narrative (Describe the circumstances that led to the Stop)

[DO THE FACTS SUPPORT A STOP? ARE ALL CHECKBOXES EXPLAINED? IS THE RADIO RUN DESCRIPTION INCLUDED AND HOW THE SUSPECT MATCHED IT?]

Frisked/Searched/Weapon/Contraband Information

Was person frisked?
Select...

Was person searched?
Select...

Was weapon found?
Select...

Was other contraband found?
Select...

Narrative (Describe the circumstances that led to the Frisk and/or Search)

[WHY DID YOU FRISK? WHY DID YOU SEARCH?]

111 100%

Look for Common Mistakes:

- **Insufficient narratives**
- **Omitting basis for use of force**
- **Omitting details regarding the suspect's description**
- **Documenting offer/issuance of tear-off**

FORMS

Signoff



Note

Officer Brand, you need to add additional information in your first narrative, explaining the reason for the Stop, as well as more detailed information in your activity log.

Endorsement Status

Rejected

Yes

Yes

No

Follow-Up Action(If Appropriate):

Instruction

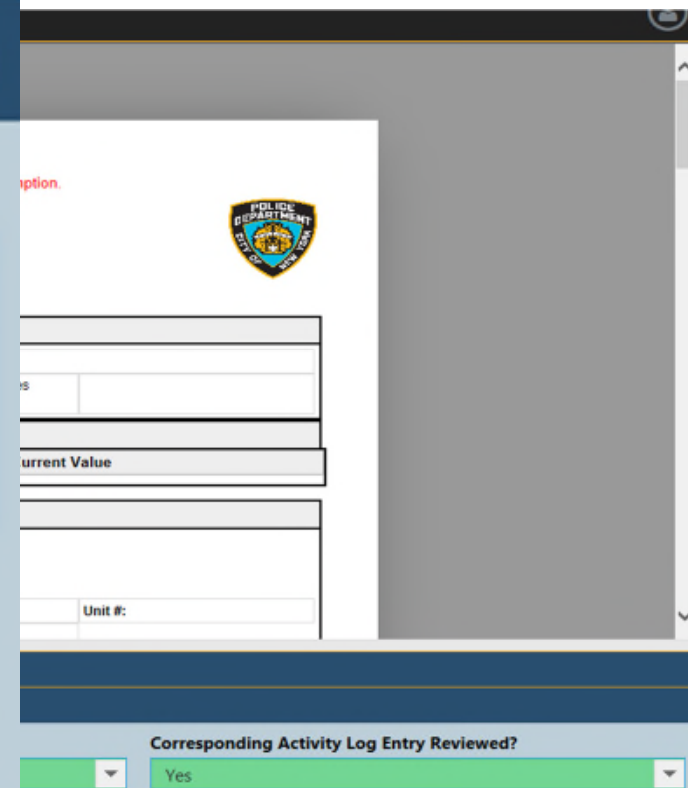
Yes

Training

No

Disciplinary Action

No



The screenshot shows a web-based form for the NYPD. At the top right is the NYPD logo. Below it is a section with a yellow background containing a note. The main form area has a header 'Signoff' and a dropdown menu for 'Endorsement Status' set to 'Rejected'. Below this are several rows of input fields, some with labels like 'Current Value' and 'Unit #'. At the bottom, there are three dropdown menus for 'Corresponding Activity Log Entry Reviewed?' with 'Yes' selected in the first two.



FORMS

Supervisory Action(Must Complete):

Supervisor on Scene During Stop?

No

Encounter Reviewed With Officer?

Yes

Report Accurate and Complete?

No

Corresponding Activity Log Entry Reviewed?

Yes

Sufficient Basis for Stop?

Yes

Sufficient Basis for Frisk?

Yes

Sufficient Basis for Search?

No

Follow-Up Action(If Appropriate):

Instruction


Yes

Training

No

Disciplinary Action

No





Sufficient basis for Stop?

No

Do You Accept It?

Supervisory Action(Must Complete):

Supervisor on Scene During Stop?

No

Encounter Reviewed With Officer?

Yes

Report Accurate and Complete?

Yes

Corresponding Activity Log Entry Reviewed?

Yes

Sufficient Basis for Stop?

No

Sufficient Basis for Frisk?

Yes

Sufficient Basis for Search?

No

Follow-Up Action(If Appropriate):

Instruction

Yes

Training

No

Disciplinary Action

No



Follow-Up Actions on Stop Reports

Instruction

Training

Disciplinary Action

Review the Activity Log Entry

- **Date, time and location of stop**
- **Pedigree information, unless refused, and detailed description of the person stopped**
- **Identify in plain language, the suspected felony or Penal Law misdemeanor**
- **ICAD number, if applicable**
- **Disposition including the time the encounter was concluded**
- **Precinct serial number assigned to STOP REPORT, if available**
- **All facts relied upon by the officer to conclude that there was reasonable suspicion to conduct a stop/frisk/search**

Tear-off Receipt/Info Card



What Is A Stop?

PD 383-153 (06-15)

When a police officer reasonably suspects that a person has committed, is committing or is about to commit a felony or a Penal Law misdemeanor, the officer is authorized by NYS Criminal Procedure law § 140.50 to **stop, question and possibly frisk that person for a weapon.**

The Police Officer stopped you because the officer had information requiring further investigation. The following factor(s) contributed to the officer's suspicion:

- | | |
|---|--|
| <input type="checkbox"/> Concealing or Possessing a Weapon | <input type="checkbox"/> Acting as a Lookout |
| <input type="checkbox"/> Engaging in a Drug Transaction | <input type="checkbox"/> Casing Victim or Location |
| <input type="checkbox"/> Proximity to the Scene of a Crime | <input type="checkbox"/> Other (<i>Specify</i>) |
| <input type="checkbox"/> Matches a Specific Suspect Description | |

Rank/Name	Cmd.	Shield No.

Rear of Tear-off Receipt/Info Card

For more information • Para mas informacion • Per ulteriori informazion •

更多信息 • Pour plis informacion • 자세한 내용을 보려면 •

За дополнительной информацией

www.nyc.gov/nypd

\$1,000 REWARD for information leading to the arrest of anyone
who possesses an **ILLEGAL HANDGUN**: 1-866 GUN-STOP
NEW YORK CITY'S CUSTOMER SERVICE CENTER: CALL 311

To Report Police Misconduct Contact:

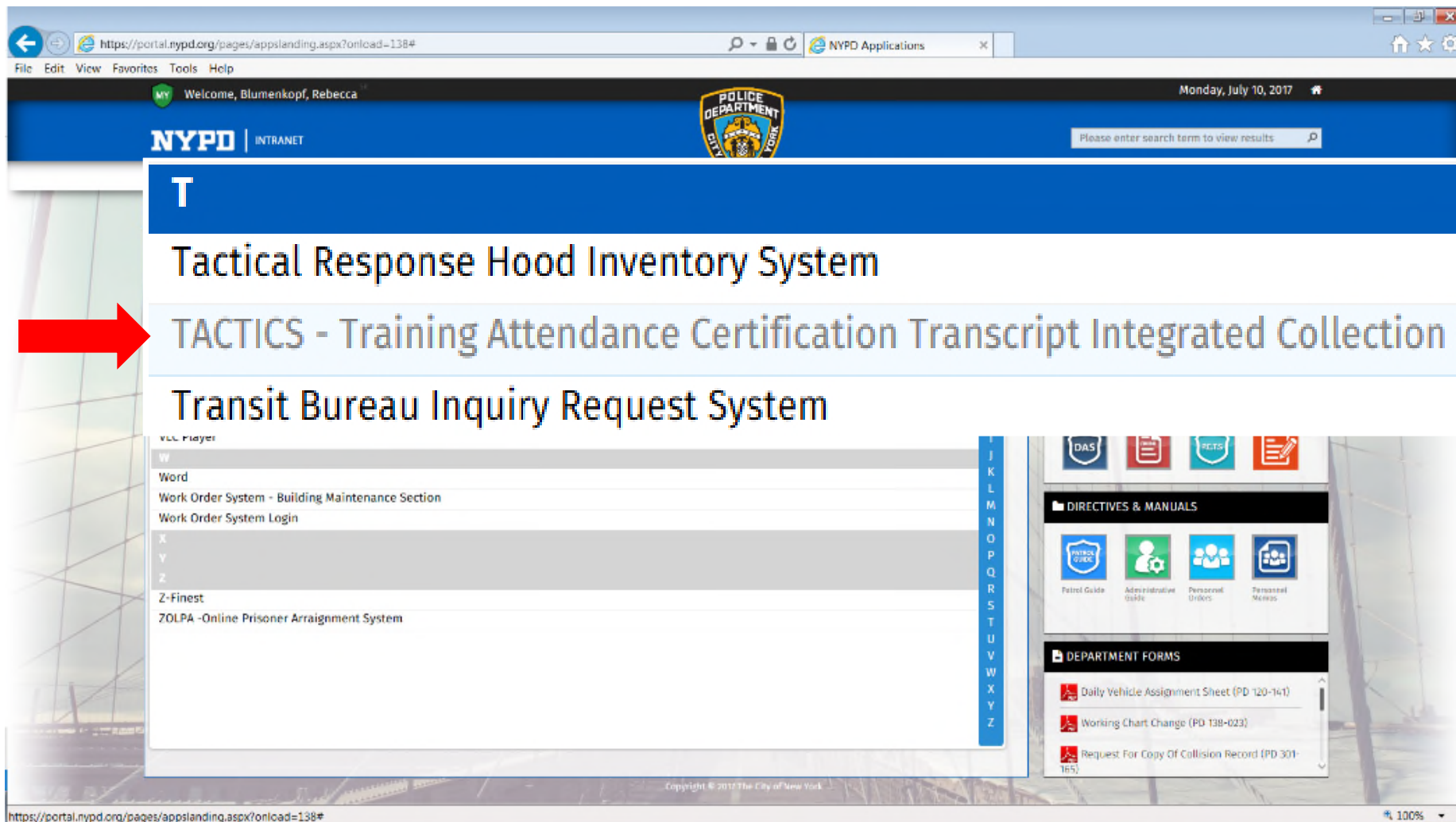
Civilian Complaint Review Board (CCRB) 1-800-341-2272

NYPD Internal Affairs Bureau (IAB) 1-212-741-8401

The Dust Off

How to Direct UMOS to Investigative Encounters Training Videos

- **Available on NYPD-U in “My Available Courses” under the Deputy Commissioner of Training**
 - **Video #1 – Request for Information**
 - **Video #2 – Common Law Right of Inquiry**
 - **Video #3 – *Terry* Stops and Reasonable Suspicion**
 - **Video #4 – Documentation and Supervision**
 - **Public Contact and Consent to Search (Right to Know)**



The screenshot shows a web browser window with the URL <https://portal.nypd.org/pages/appslanding.aspx?onload=138#>. The page header includes a welcome message for Rebecca Blumenkopf, the date Monday, July 10, 2017, and a search bar. A large blue banner at the top contains the text "Tactical Response Hood Inventory System", "TACTICS - Training Attendance Certification Transcript Integrated Collection System", and "Transit Bureau Inquiry Request System". A red arrow points to the "TACTICS" link. Below the banner is a navigation menu with a vertical index of letters from T to Z. The main content area is divided into two sections: "DIRECTIVES & MANUALS" and "DEPARTMENT FORMS". The "DIRECTIVES & MANUALS" section includes links for "Patrol Guide", "Administrative Guide", "Personnel Orders", and "Personnel Manuals". The "DEPARTMENT FORMS" section includes links for "Daily Vehicle Assignment Sheet (PD 120-141)", "Working Chart Change (PD 138-023)", and "Request For Copy Of Collision Record (PD 301-165)".

← → <https://s1ppidca03.nypd.finest/TACTICS/Secure/RootMenu.aspx#> TACTICS Home

File Edit View Favorites Tools Help

NYPD Tactics

Training
Attendance
Certification
Transcript
Integrated Collection System

CIV BLUMENKOPF (358251) | Logout

Notification Action Center

TACTICS Change Log


Home Page

Report Management

To Do List
You have no messages [view details](#)


Message Center
new message(s) read message(s)

New Messages
None [view details](#)



Distance Learning

NYPDU



TACTICS - Design and Implementation by ITB - Information Technology Services Division
Application version: 7.6.0.0 Build date: 5/10/2017 10:13:01 AM
[About](#) | [Contact Us](#)

Browser address bar: <https://s1ppidca03.nypd.finest/TACTICS/Secure/NYPDU/RequiredCourses.aspx>

File Edit View Favorites Tools Help

NYPDU

MY AVAILABLE COURSES

MY COMPLETED COURSES

QUESTIONNAIRES

MY GRADES

HOW IT WORKS


MY AVAILABLE COURSES

The following courses are available for you to take. When ready, please select a course and you will be redirected to the course's main page.

DEPUTY COMMISSIONER OF TRAINING

Death by PowerPoint


This module is designed to overcome common errors when creating and utilizing when creating and utilizing computer presentations such as Microsoft PowerPoint, Apple Keynote (etc.). Techniques are demonstrated utilizing various instructional strategies, and students are tasked to apply these strategies as part of their required course presentation.



Session began: Nov 3, 2016

Tactical Awareness- Ballistic Vest


Tactical Awareness Bulletin- Ballistic Body Armor



Session began: Apr 10, 2017


Force Policy Revision-Video-PG 221-Unit Training May 2016

This video explains the Departments newly revised use of force policy and related procedures.




Session began: Jul 8, 2016

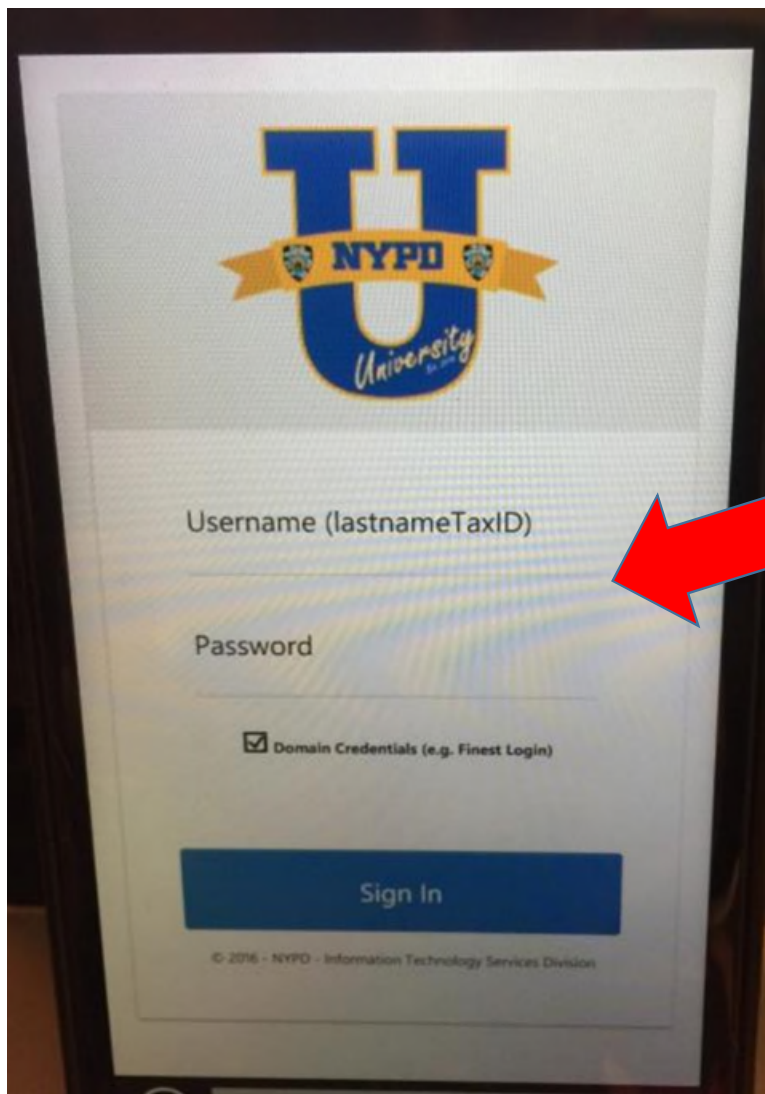
Investigative Encounters-Video #3 Terry Stops and Reasonable



Powered by Moodle, Version 2.7 - I78 - Information Technology Services Division - NYPD - 2017



Step 1: Click the NYPDU Tile



U
NYPD
University

Username (lastnameTaxID)

Password

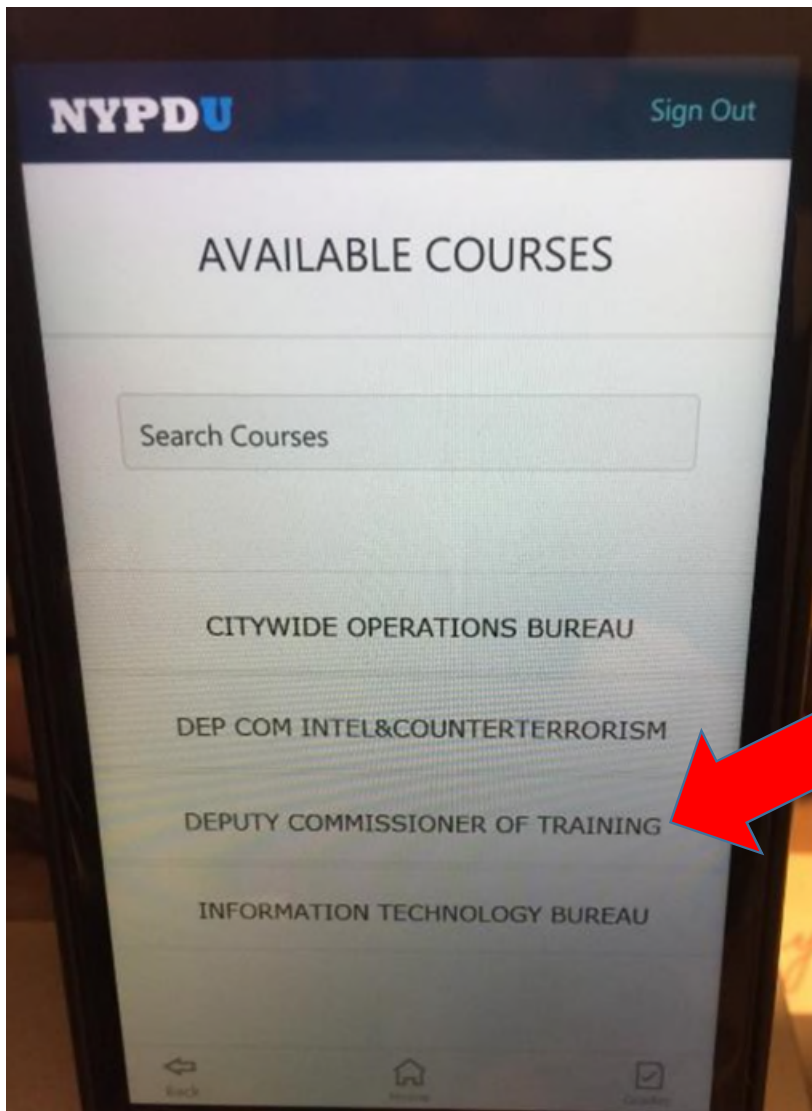
Domain Credentials (e.g. Finest Login)

Sign In

© 2016 - NYPD - Information Technology Services Division

**Step 2: Enter your
department login
credentials.**

**Username: (lastnameTAX)
Password: Same used to
access all Department
applications**



Step 3: Click the Deputy Commissioner of Training link under the available courses page

A Good Stop Report ?

**Your Inbox has Stop
Reports...**

STOP REPORT

Narrative (Describe the circumstances that led to the Stop)

AT T/P/O SUSPECT DID SCREAM OUT WINDOW FOR HELP. WENT TO APT AND UPON INVESTIGATION SUSPECT HAD INJURIES DUE TO ASSAULT FROM WIFE. WIFE STATED SUSPECT CHOKED HER. UNABLE TO ESTABLISH PRIMARY AGGRESSOR AT SCENE. BOTH TAKEN TO PCT. LATER DETERMINED WIFE WAS PRIMARY AGGRESSOR AND SUSPECT WAS RELEASED FROM PCT.

Frisked/Searched/Weapon/Contraband Information

Was person frisked?

Select... YES

Was person searched?

Select... YES

Was weapon found?

Select... NO

Was other contraband found?

Select... NO

STOP REPORT

Narrative (Describe the circumstances that led to the Stop)

AT T/P/O INDIVIDUALS WERE OBSERVED WALKING AT A FAST PACE TOWARD A FOOD DELIVERY PERSON RIDING ON A BICYCLE AND UPON NOTICING POLICE VEHICLE, INDIVIDUALS IMMEDIATELY TURNED AROUND AND WALKED IN OPPOSITE DIRECTION

Frisked/Searched/Weapon/Contraband Information

Was person frisked?
Select... YES

Was person searched?
Select... YES

Was weapon found?
Select... NO

Was other contraband found?
Select... NO

Narrative (Describe the circumstances that led to the Frisk and/or Search)

FRISKED DUE TO VIOLENT CRIME. SEARCH REVEALED NO WEAPONS.

Narrative (Describe the circumstances that led to the Stop)

MALE WAS OBSERVED CASING APARTMENT BUILDING IN THE VICINITY OF BURGLARY PRONE LOCATION

Frisked/Searched/Weapon/Contraband Information

Was person frisked?
Select... YES

Was person searched?
Select... NO

Was weapon found?
Select... NO

Was other contraband found?
Select... NO

Narrative (Describe the circumstances that led to the Frisk and/or Search)

SUSPICION OF VIOLENT CRIME

#4

Narrative (Describe the circumstances that led to the Stop)

AT T/P/O, PER C/W (UBER DRIVER), 3 INDIVIDUALS WHO WERE IN HIS CAR MUST HAVE TAKEN HIS WALLET (NO BARRIER TO FRONT SEAT IN CAR). UPON ARRIVAL AT DESTINATION, AFTER INDIVIDUALS PAID FARE AND LEFT, C/W NOTICED WALLET MISSING. 3 M/W MATCHING DESCRIPTIONS STOPPED AT NEARBY DELI. POSITIVE SHOW UP

Frisked/Searched/Weapon/Contraband Information

Was person frisked?

Select... YES

Was person searched?

Select... NO

Was weapon found?

Select... NO

Was other contraband found?

Select... NO

Narrative (Describe the circumstances that led to the Frisk and/or Search)

FRISKED FOR OFFICER SAFETY



#5

Narrative (Describe the circumstances that led to the Stop)

RR OF F/W, 40's, INTOX, BLACK T-SHIRT, RED PANTS MENACING PEOPLE IN TOMPKINS SQ PARK NEAR AVE A AND 7TH ENTRANCE WITH A KNIFE. ARRIVED AT EXACT LOCATION AND OBSERVED SUSPECT INTOX, BLACK SHIRT, RED PANTS YELLING AT PEOPLE.

Frisked/Searched/Weapon/Contraband Information

Was person frisked?

Select... YES

Was person searched?

Select... YES

Was weapon found?

Select... YES

Was other contraband found?

Select... NO

Narrative (Describe the circumstances that led to the Frisk and/or Search)

BASED ON REPORT OF MENACING WITH A KNIFE, FRISKED SUSPECT AND FELT OBJECT IN R.F. JACKET POCKET THAT FELT LIKE A KNIFE. RECOVERED ONE GRAVITY KNIFE.



BODY CAMERA VIDEOS